



Autoimmune HEPATITIS

Facts

4x

More common in females than males

50%

Of untreated patients can develop Cirrhosis

10%

Cases of AIH & PBC overlap

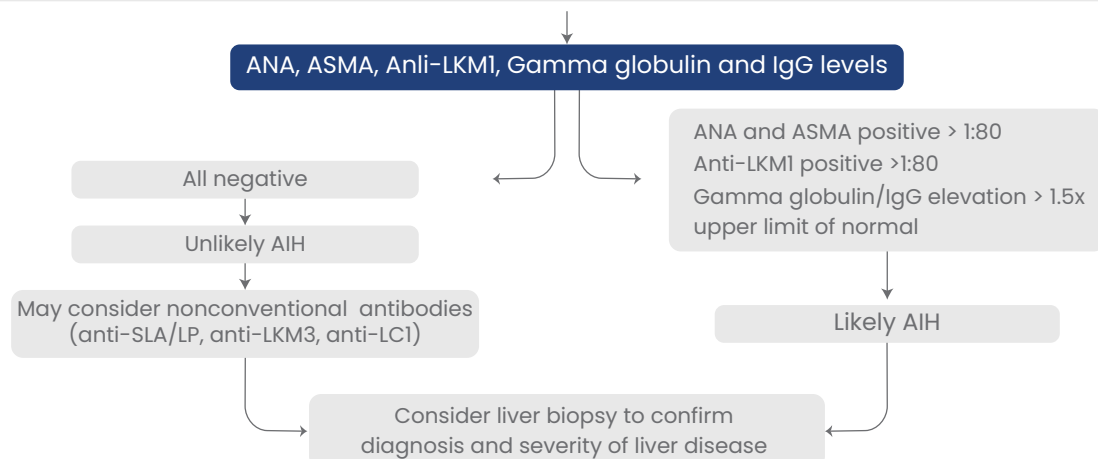
25-50%

AIH patients will develop another concurrent autoimmune disease in their lifetime

Approach to Diagnosis of AIH

Acute or chronic elevation of transaminases of unknown cause.




Exclude hepatotoxic drugs, alcohol use, hepatitis B and C, Wilson's disease, hemochromatosis, α -1 antitrypsin deficiency, NASH. If alkaline phosphatase and bilirubin are elevated, exclude PBC and PSC.



Indications

- Unexplainable increase in transaminases
- Suspected autoimmune hepatitis
- Negative markers for hepatitis A, B & C and Wilson's disease

Clinical Utility

-  Panel covers diagnostic markers associated with progression of disease
-  LKM-1 antibodies have been reported in upto 8% of Chronic HCV patients
-  Helps to differentiate between bile system related cirrhosis and liver problems caused due to other causes like blockage, viral hepatitis or alcoholic cirrhosis

AIH Associated Autoantibodies

Antibodies	Prevalence
Type - I	
ASMA (anti smooth muscle antibody)	40-90%
ANA (anti nuclear antibodies)	5-70%
Anti-SLA/LP (anti soluble liver/liver pancreas antigen)	10-30%
Type - II	
Anti-LKM (anti liver kidney microsomal antibody)	2-4%
Anti-LC-1 (anti liver cytosolic antibody)	1-2%
Anti-SLA/LP (anti soluble liver/liver pancreas antigen)	10-30%

Test Ordering Information

Test Code	Test Name	Test Components	Method	Specimen	TAT
L0009a	Liver kidney Microsomes Antibody (LKM)	Liver kidney Microsomes Antibody (LKM)	IFA	Serum	Sample on Mon/Wed/Fri by 11 am; Report within 24 hrs
L0009b	Liver kidney Microsomes Antibody (LKM) by IFA with reflex titers	Liver kidney Microsomes Antibody (LKM)			
M0006a	Mitochondrial Antibody (AMA)	Mitochondrial Antibody (AMA)			
M0006b	Anti Mitochondrial Antibody (AMA)- IFA with reflex titers	Mitochondrial Antibody (AMA)			
AUTOPNL01	Autoimmune Hepatitis Panel, IFA	ANA (Anti-Nuclear Antibodies), HEP 2; Liver Kidney Microsomal (LKM); Anti-Mitochondrial Antibody (AMA); Anti-Smooth Muscle Antibody (ASMA)			
IMMNUNO0012	Immunolife- Autoimmune Liver Disease Profile IgG	AMA-M2 Antibody, M2-3E(BPO) Antibody, Sp100 Antibody, PML Antibody, gp210 Antibody, LKM-1 Antibody, LC-1 Antibody, SLA/LP Antibody, Ro-52 Antibody	Immuno-blot		Sample on Mon/Wed/Fri by 11 am; Report within 4 days